

Minimizing qStress for small q

Jan de Leeuw Patrick Groenen Patrick Mair

Version 005, March 14, 2016

Abstract

We derive a majorization algorithm for the multidimensional scaling loss function qStress, with q small.

Contents

1	Introduction	2
2	Preliminaries	2
3	qStress	3
4	Algorithm	4
5	Example	5
6	Appendix: Code	8
7	NEWS	11
	References	11

Note: This is a working paper which will be expanded/updated frequently. All suggestions for improvement are welcome. The directory deleeuwpx.net/pubfolders/qstress has a pdf version, the complete Rmd file with all code chunks, the bib file, and the R source code.

1 Introduction

We define qStress as

$$\sigma_q(x) := \sum_{i=1}^n w_i (\delta_i - (x' A_i x)^q)^2, \quad (1)$$

where the δ_i are dissimilarities between pairs of objects and the $d_i(x) = x' A_i x$ are squared Euclidean distances between pairs of points in \mathbb{R}^p .

The properties of qStress, and algorithms to minimize it for various values of q , have been discussed in Groenen and De Leeuw (2010), De Leeuw (2014), De Leeuw, Groenen, and Mair (2016b), De Leeuw, Groenen, and Mair (2016a), De Leeuw, Groenen, and Mair (2016c). In this paper we develop a new majorization algorithm for $0 < q \leq \frac{1}{2}$, based on an elementary inequality for power functions.

Without loss of generality we assume

$$\sum_{i=1}^n w_i \delta_i^2 = 1.$$

We also expand the sum of squares to decompose qStress into two additive components that can be analyzed, and majorized, separately. The notation is the same as that used by De Leeuw (1977).

$$\sigma_q(x) = 1 - 2\rho_q(x) + \eta_q(x), \quad (2)$$

where

$$\eta_q(x) := \sum_{i=1}^n w_i (x' A_i x)^{2q}, \quad (3)$$

$$\rho_q(x) := \sum_{i=1}^n w_i \delta_i (x' A_i x)^q. \quad (4)$$

2 Preliminaries

The basis of our treatment is a family of simple inequalities for powers of non-negative numbers.

Lemma 1: [Power]

1. For $z > 0$ and $r \leq 0$ we have $z^r \geq rz + (1 - r)$.
2. For $z > 0$ and $0 \leq r \leq 1$ we have $z^r \leq rz + (1 - r)$.
3. For $z > 0$ and $r \geq 1$ we have $z^r \geq rz + (1 - r)$.

In all three cases we have equality if and only if $z = 1$.

Proof: The derivative of $f(z) = z^r - rz$ vanishes at $z = 1$, and $f(1) = 1 - r$. Because $f''(1) = r(r - 1)$ we see that f has a minimum at 1 if $r < 0$ or $r > 1$ and it has a maximum at 1 if $0 < r < 1$. **QED**

Equivalently, the inequalities follow from the convexity of z^r for $r \geq 1$ or $r \leq 0$ and the concavity of z^r for $0 \leq r \leq 1$.

We can apply lemma 1 to powers of ratios of quadratic forms.

Lemma 2: [Forms] Suppose A is positive definite, x and y are arbitrary vectors, s and t are arbitrary real numbers. Then

$$(x'Ax)^{sr+t} \leq r(x'Ax)^{s+t}(y'Ay)^{s(r-1)} + (1-r)(x'Ax)^t(y'Ay)^{sr} \quad (5)$$

for $0 \leq r \leq 1$ and

$$(x'Ax)^{sr+t} \geq r(x'Ax)^{s+t}(y'Ay)^{s(r-1)} + (1-r)(x'Ax)^t(y'Ay)^{sr}. \quad (6)$$

for $r \geq 1$ and $r \leq 0$. There is equality if and only if $x'Ax = y'Ay$.

Proof: From lemma 1

$$\left[\left(\frac{x'Ax}{y'Ay} \right)^s \right]^r \leq r \left(\frac{x'Ax}{y'Ay} \right)^s + (1-r),$$

with $>$ or $<$ depending on r . Thus

$$(x'Ax)^{rs} \leq r(x'Ax)^s(y'Ay)^{s(r-1)} + (1-r)(y'Ay)^{rs},$$

and multiplying both sides by $(x'Ax)^t$ gives the result. **QED**

3 qStress

In order to majorize σ_q we first minorize ρ_q and then majorize η_q .

Lemma 3: [Rho] If A is positive definite, x and y are arbitrary, and $q \leq \frac{1}{2}$, then

$$(x'Ax)^q \geq (2q-1)(x'Ax)(y'Ay)^{q-1} + 2(1-q)(x'Ax)^{\frac{1}{2}}(y'Ay)^{q-\frac{1}{2}},$$

with equality if and only if $x'Ax = y'Ay$.

Proof: Take $s = t = \frac{1}{2}$ and $r = 2q - 1$ in equation (6) in lemma 2. **QED**

Lemma 4: [CS] If A is positive definite, x and y are arbitrary, and $q \leq \frac{1}{2}$, then

$$(x'Ax)^q \geq (2q-1)(x'Ax)(y'Ay)^{q-1} + 2(1-q)(x'Ay)(y'Ay)^{q-1},$$

with equality if and only if $x'Ax = y'Ay$.

Proof: By Cauchy-Schwartz $(x'Ax)^{\frac{1}{2}} \geq (y'Ay)^{-\frac{1}{2}}(x'Ay)$. Substitute this in lemma 3. **QED**

Lemma 5: [Eta] If A is positive definite, x and y are arbitrary, and $0 \leq q \leq \frac{1}{2}$,

$$(x'Ax)^{2q} \leq 2q(x'Ax)(y'Ay)^{2q-1} + (1-2q)(y'Ay)^{2q},$$

with equality if and only if $x'Ax = y'Ay$.

Proof: Take $s = 1$ and $t = 0$ and $r = 2q$ in equation (5) in lemma 2. **QED**

For the next theorem, our main majorization result, we define

$$S(y) := \sum_{i=1}^n w_i (y' A_i y)^{2q-1} A_i, \quad (7)$$

$$T(y) := \sum_{i=1}^n w_i \delta_i (y' A_i y)^{q-1} A_i. \quad (8)$$

Theorem 1: [Majorize] For $0 \leq q \leq \frac{1}{2}$

$$\sigma_q(x) \leq 1 + \gamma(y) + x' V(y) x - 2x' B(y) y,$$

where

$$V(y) := 2\{qS(y) - (2q - 1)T(y)\}, \quad (9)$$

$$B(y) := 2(1 - q)T(y), \quad (10)$$

and

$$\gamma(y) := (1 - 2q) \sum_{i=1}^n w_i (y' A_i y)^{2q}. \quad (11)$$

We have equality if and only if $x' A x = y' A y$.

Proof: Substitute the inequalities in lemma 3 and lemma 5 in the definition of σ_q and collect terms. **QED**

Note that because $q \leq \frac{1}{2}$ we have $q(y' A_i y)^{2q-1} - (2q - 1)\delta_i (y' A_i y)^{q-1} \geq 0$, and thus $V(y)$ is positive semi-definite for all y . The majorization function is a convex quadratic.

4 Algorithm

From theorem 1 the majorization algorithm, using the Moore-Penrose inverse, is

$$\tilde{x}^{(k)} = V(x^{(k)})^+ B(x^{(k)}) x^{(k)}, \quad (12)$$

followed by the acceleration step (De Leeuw and Heiser 1980)

$$x^{(k+1)} = \alpha x^{(k)} + (1 - \alpha) \tilde{x}^{(k)}. \quad (13)$$

By default the acceleration parameter α is -1.

Note that if $q = \frac{1}{2}$ then

$$V(y) = S(y) = \sum_{i=1}^n w_i A_i,$$

$$B(y) = T(y) = \sum_{i=1}^n w_i \frac{\delta_i}{\sqrt{y' A_i y}} A_i,$$

which means that (12) and (13) define the standard smacof algorithm. Also note that if $q \approx 0$ then $V(y) \approx B(y)$, suggesting slow convergence.

5 Example

We use the color data from Ekman (1954), analyzing it in two dimensions with $q = 0.50, 0.33, 0.25, 0.10$.

The minimum loss function values, and the number of iterations needed to compute them, are

```
## 0.50 0.032566    12
## 0.33 0.002572    47
## 0.25 0.001910    81
## 0.10 0.011123   670
```

In all cases convergence was monotone and smooth, although for small values of q it is slow.

The four configuration plots are

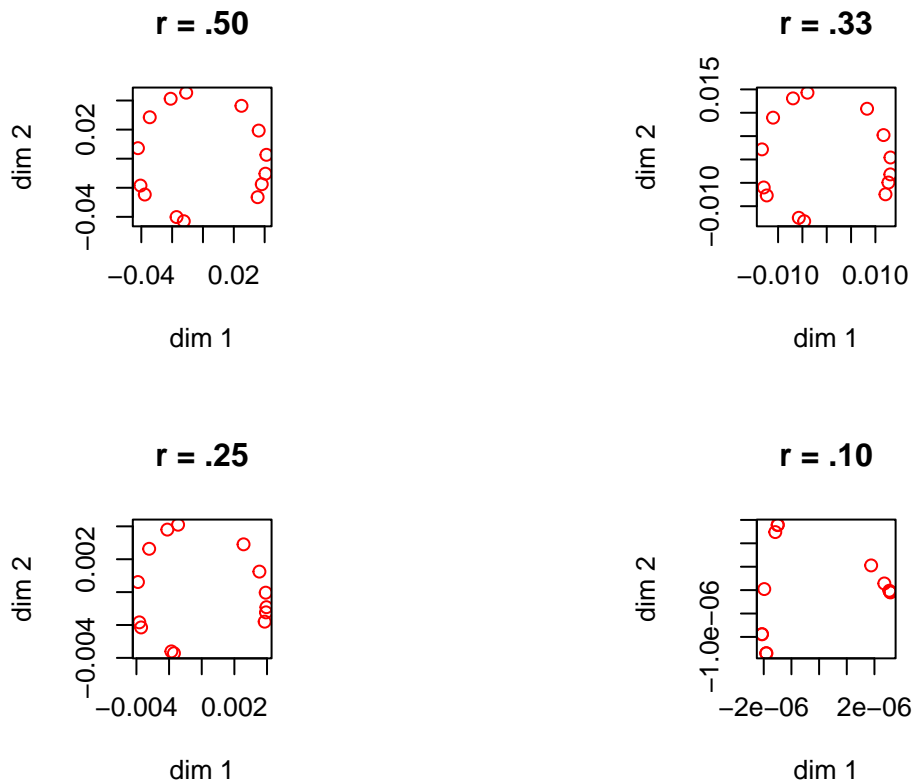


Figure 1: Ekman Configurations

The plots of dissimilarities versus recovered powered squared distances, i.e. of δ_i versus $(x' A_i x)^q$, are

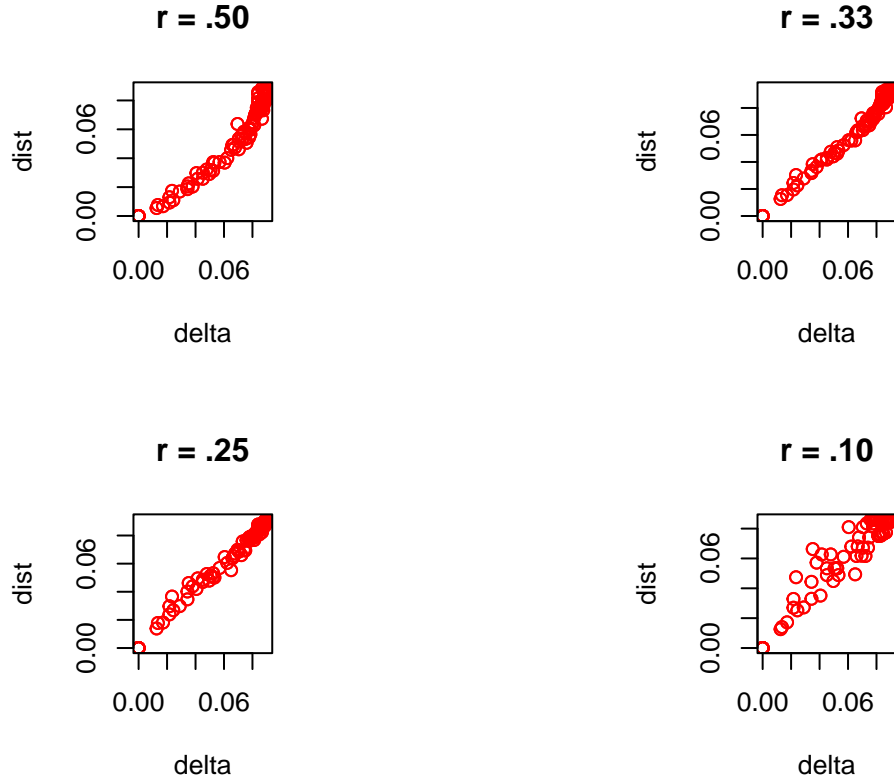


Figure 2: Ekman Fitplots

As a final application we approximate the minimization of the MULTISCALE loss function (Ramsay 1977)

$$\sigma_0(x) = \sum_{i=1}^n w_i (\log \delta_i - \log(x' A_i x))^2$$

by using the approximation

$$\log x \approx \frac{x^q - 1}{q}.$$

This means minimizing, for a small q ,

$$\sigma_0(x) \approx q^{-2} \sum_{i=1}^n w_i (\delta_i^q - (x' A_i x)^q)^2.$$

Thus we can find an approximate solution by minimizing q Stress, using δ_i^q as data. Note that for small q all δ_i^q will be close to one.

For $q = .1$ we need 1922 iterations to find an approximate minimum of σ_0 equal to 0.3079881. The configuration is

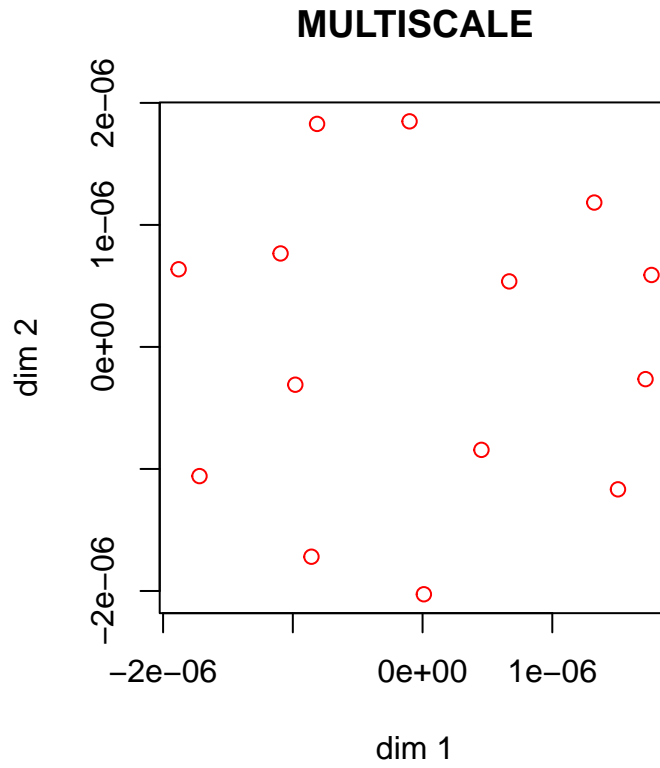


Figure 3: Ekman MULTISCALE Configuration

Note that the two concentric circles in the configuration are suggestive of the solution from multidimensional scaling when all dissimilarities are the same (De Leeuw and Stoop 1984).

The fit plot is

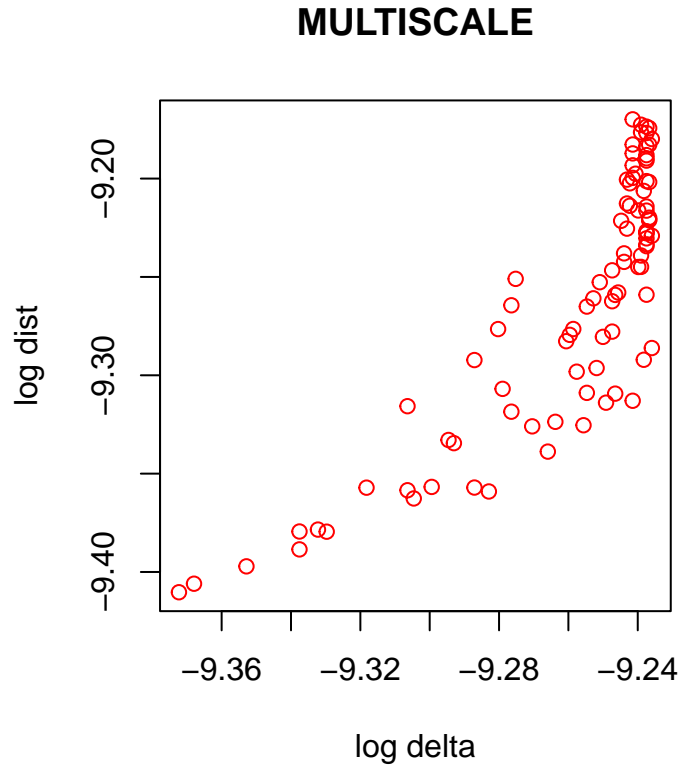


Figure 4: Ekman MULTISCALE Fitplot

Not surprisingly the algorithm concentrates on fitting the smaller dissimilarities. It is unclear, however, what the precise effect is of having all dissimilarities and transformed distances close to one. In our `rStressMin()` function the initial configuration is always found by classical scaling. This may not be a very good initial estimate if q is much smaller than $\frac{1}{2}$. Further research is needed into the frequency of local minima problems with q very small.

6 Appendix: Code

```
library(MASS)

torgerson <- function(delta, p = 2) {
  doubleCenter <- function(x) {
    n <- dim(x)[1]
    m <- dim(x)[2]
    s <- sum(x) / (n * m)
    xr <- rowSums(x) / m
    xc <- colSums(x) / n
    return((x - outer(xr, xc, "+")) + s)
  }
  z <-
```



```

    eigen(-doubleCenter((as.matrix (delta) ^ 2) / 2), symmetric = TRUE)
  v <- pmax(z$values, 0)
  return(z$vectors[, 1:p] %*% diag(sqrt(v[1:p])))
}

enorm <- function (x, w = 1) {
  return (sqrt (sum (w * (x ^ 2))))
}

sqdist <- function (x) {
  s <- tcrossprod (x)
  v <- diag (s)
  return (outer (v, v, "+") - 2 * s)
}

mkBmat <- function (x) {
  d <- rowSums (x)
  x <- -x
  diag (x) <- d
  return (x)
}

mkPower <- function (x, r) {
  n <- nrow (x)
  return (abs ((x + diag (n)) ^ r) - diag(n))
}

rStressMin <-
function (delta,
         w = 1 - diag (nrow (delta)),
         xold = NULL,
         p = 2,
         r = 0.5,
         alpha = -1,
         eps = 1e-10,
         itmax = 100000,
         verbose = TRUE) {
  delta <- delta / enorm (delta, w)
  itel <- 1
  if (is.null (xold))
    xold <- torgerson (delta, p = p)
  n <- nrow (xold)
  dold <- sqdist (xold)
  rold <- sum (w * delta * mkPower (dold, r))

```

```

nold <- sum (w * mkPower (dold, 2 * r))
sold <- 1 - 2 * rold + nold
repeat {
  p1 <- mkPower (dold, r - 1)
  p2 <- mkPower (dold, (2 * r) - 1)
  gy <- (1 - (2 * r)) * sum (w * (dold ^ (2 * r)))
  by <- 2 * (1 - r) * mkBmat (w * delta * p1)
  vy <- 2 * mkBmat (w * ((r * p2) + (1 - (2 * r)) * delta * p1))
  xnew <- ginv (vy) %*% by %*% xold
  xnew <- alpha * xold + (1 - alpha) * xnew
  dnew <- sqdist (xnew)
  rnew <- sum (w * delta * mkPower (dnew, r))
  nnew <- sum (w * mkPower (dnew, 2 * r))
  snew <- 1 - 2 * rnew + nnew
  if (verbose) {
    cat (
      formatC (itel, width = 4, format = "d"),
      formatC (
        sold,
        digits = 10,
        width = 13,
        format = "f"
      ),
      formatC (
        snew,
        digits = 10,
        width = 13,
        format = "f"
      ),
      "\n"
    )
  }
  if ((itel == itmax) || ((sold - snew) < eps))
    break ()
  itel <- itel + 1
  xold <- xnew
  dold <- dnew
  sold <- snew
}
return (list (x = xnew,
             d = dnew,
             delta = delta,
             sigma = snew,
             itel = itel))

```

7 NEWS

001 03/11/16

- First Upload

002 03/11/16

- Corrected bug in formula for $V(y)$

003 03/12/16

- Small corrections and additions

004 03/12/16

- Possibility to choose initial configuration
- acceleration factor

005 03/14/16

- rStressMin also returns d and δ

References

- De Leeuw, J. 1977. “Applications of Convex Analysis to Multidimensional Scaling.” In *Recent Developments in Statistics*, edited by J. R. Barra, F. Brodeau, G. Romier, and B. Van Cutsem, 133–45. Amsterdam, The Netherlands: North Holland Publishing Company.
- . 2014. “Minimizing rStress Using Nested Majorization.” UCLA Department of Statistics.
- De Leeuw, J., P. Groenen, and P. Mair. 2016a. “Differentiability of rStress at a Local Minimum.” 2016.
- . 2016b. “Minimizing rStress Using Majorization.” 2016.
- . 2016c. “Second Derivatives of rStress, with Applications.” 2016.
- De Leeuw, J., and W. J. Heiser. 1980. “Multidimensional Scaling with Restrictions on the Configuration.” In *Multivariate Analysis, Volume V*, edited by P. R. Krishnaiah, 501–22. Amsterdam, The Netherlands: North Holland Publishing Company.

- De Leeuw, J., and I. Stoop. 1984. "Upper Bounds for Kruskal's Stress." *Psychometrika* 49: 391–402.
- Ekman, G. 1954. "Dimensions of Color Vision." *Journal of Psychology* 38: 467–74.
- Groenen, P. J. F., and J. De Leeuw. 2010. "Power-Stress for Multidimensional Scaling."
- Ramsay, J. O. 1977. "Maximum Likelihood Estimation in Multidimensional Scaling." *Psychometrika* 42: 241–66.